



Invacare[®]

Spectra XTR3

**More choice,
more style**

LiNX[®]



Yes, you can.[®]

Exceptional style, power and performance at your fingertips

The Invacare Spectra XTR3 is a compact chair with modern aesthetics giving a fresh new look to match your lifestyle and personality. The chair boasts a powerful yet smooth driving experience, and now offers enhanced colour options for a stylish look combined with practical features to give you a highly functional everyday powerchair. Featuring:

- Our new larger 50Ah Gel batteries have a 25% increase in range than previous models ensuring a reliable journey.
- **LiNX control** technology makes going through doorways or approaching tables simple and straightforward with its low speed and creep control. **LiNX** also improves hold on slopes and reduces castor lock on soft surfaces, increasing your confidence and driving experience.
- Two speed options available up to 6 or 10km/h for a confident and powerful performance.
- Spring suspension system has been designed to provide a smoother and more comfortable drive.
- New quieter motors to effortlessly manoeuvre you through day to day activities.
- Having trouble staying on your intended course? Our optional **LiNX G-Trac**® technology detects and corrects the smallest deviations from your intended path, caused by a surface change for example, and reduces the number of corrective actions needed
- Its compact design combined with a small castor option is excellent for indoor manoeuvrability.





Make it personal to you

There is now more choice to customise around your style, with a variety of over 42 colour combinations to choose from. You can select from a choice of 7 colour options for the shrouds...



Pearl night blue



Metallic silver



Black



Transparent cherry red



Arctic white



Grasshopper green



Sunshine yellow



As well as



Black

...and 3 rim



White



Silver


Did you know you can personalise your powerchair with the Unique service from Invacare?

Invacare Unique is a specialised service that provides expertise in customising products to cater for your individual needs. Whether you have a more traditional requirement such as longer armrests, wider seats or customised controls; or if you have something more bespoke in mind like a hot pink frame, our team has a wealth of knowledge and expertise to deliver a custom built product to fit you.




UNIQUE
Designed by you. Built by us.

2 frame colours...



colours.



Features and options

The Invacare Spectra XTR3 has a number of features and options providing greater choice to suit your requirements and lifestyle.



Modulite™ seating system

The foundation consists of a telescopic seat frame and side rail to allow quick and easy placement of individual armrests and accessories to suit your requirements.

Invacare® **Modulite™**
An evolution in seating designed around you.



Invacare Matrix® Backs

The different types of Matrix® backs can be combined with the Modulite seat system to give you optimal postural support and positioning.

matrix®
SEATING SERIES



Non marking tyres

Its black non marking tyres, available in two sizes, with black double front forks give the chair a stylish and sleek, modern look.



LiNX®





Control interface

The LiNX control on the Spectra XTR3 was developed with ease of use, simplicity and reliability in mind.

Key features include:

- Perfectly positioned and easy to use on/off button
- Light and effortless joystick movement for greater control
- Accurate battery display
- Instant speed adjustment dial
- Clear icon based menu
- Simple keyless lock function

LiNX[®]



Invacare Spectra XTR3 Technical Specifications



Basic seating

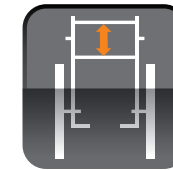
440 - 480 mm¹



410 - 510 mm



450 mm³



480 mm

Modulite™
telescopic seat

330 - 530 mm²

410 - 510 mm

450 mm³ /
450 - 750 mm^{3,10}

480, 540,
560 mm^{3,11}



Basic seating

275 - 340 mm



290 - 470 mm^{3,4}



0° - 20°



90° - 120°

Modulite™
telescopic seat

245 - 310 mm

290 - 470 mm^{3,4}

0° - 20° / 0° - 30°¹⁰

90° - 120°

Basic seating	590 / 620 mm ⁵	930 mm	1160 mm ⁶ 1210 mm ¹⁰	820 / 840 mm ⁵	98 kg ⁹
Modulite™ telescopic seat	590 / 620 mm ⁵	970 mm	1160 mm ⁶ 1210 mm ¹⁰	820 / 840 mm ⁵	94 kg ⁹
Basic seating	130 kg	50 Ah	1600 mm 1630 mm ¹⁰	60 mm ⁷	18% (10°)
Modulite™ telescopic seat	130 kg				
	2 x 230 W	up to 30 km ⁸	6 / 10 km/h		

1/ Seat cushion 430 mm
 2/ Additional 50 mm by armrest adjustment
 3/ Measured without seat cushion / upholstery
 4/ Certain legrest lengths are restricted to a special legrest type
 5/ Width of wheelbase depending on castor size
 6/ Incl. standard legrests

7/ 100 mm with kerb climber
 8/ According to ISO 7176-4:2008
 9/ Total weight is depending on configuration
 10/ With seat lifter or 30° COG tilt module
 11/ Depending on back support choice

12/ Invacare **Modulite™** seat components are cross compatible across the Invacare power wheelchair range and partly with the Invacare Rea® family.
 13/ Compliant with the directive on the Restriction of the use of certain Hazardous Substances in electrical and electronic equipment - RoHS (2011/65/EC).
 14/ Compliant with the regulation concerning the Registration, Evaluation, Authorisation and Restriction of Chemicals.

Invacare Spectra XTR3

For more information about this powerchair, please see www.invacare.co.uk. For information about intended use, adjustments and transportation, please refer to the user guide.

www.invacarelinx.com
www.invacare.co.uk
www.invacare.ie

© 2016 Invacare International Sàrl.
All rights reserved.

All information quoted is believed to be correct at time of print.
Invacare reserves the right to alter product specifications without prior consultation.

Spectra XTR3 consumer - UK - 02/2017 - 1627242

The LiNX word, mark and logos are registered trademarks owned by Dynamic Controls. Any use of such marks by Invacare is under license.



Follow us on Twitter:
@Think_Mobility



Follow us on YouTube:
Invacare Ltd - UK



Like us on Facebook:
Invacare UK

